




# Home

## Welcome to FileCloud Support Documentation

If you still have questions, send email to our FileCloud Support Team ([support@codelathe.com](mailto:support@codelathe.com))



## FileCloud On-Premise

































 <b>Admin</b> <ul style="list-style-type: none"><li>• FileCloud On-Premise</li><li>• Understand Requirements</li><li>• Understand Managed Storage</li><li>• Understand Team Folders</li></ul>	 <b>Installation</b> <ul style="list-style-type: none"><li>• Install on Windows</li><li>• Install Ubuntu Package</li><li>• Install FileCloud RPM Package</li><li>• Install FileCloud Virtual Machine</li><li>• Install FileCloud Docker</li><li>• Launch FileCloud on Amazon GovCloud AWS</li><li>• Launch FileCloud on Amazon Web Services AWS</li><li>• Launch FileCloud on Microsoft Azure</li></ul>	 <b>Post-Installation Setup</b> <ul style="list-style-type: none"><li>• Install FileCloud License</li><li>• Run Maintenance Tasks</li><li>• Secure FileCloud Configuration</li></ul>
---	---	--

## FileCloud Online



 <b>Admin</b> <ul style="list-style-type: none"><li>• FileCloud Online</li><li>• Understand Admin Capabilities</li><li>• Understand FileCloud Server vs FileCloud Online</li></ul>	 <b>User</b> <ul style="list-style-type: none"><li>• Understand User Capabilities</li></ul>
--	---

## FileCloud Administrator Guide

<p><b>Management</b></p> <p> Manage Credentials</p> <p> Upgrade FileCloud</p> <p> Manage Users</p> <p> Manage Groups</p> <p> Manage Multiple Admin</p> <p> Manage LAN Based Network Shares</p> <p> Manage Team Folders</p>	<p><b>Configuration</b></p> <p> Broadcast your Brand</p> <ul style="list-style-type: none"> <li>• <i>General Customization</i></li> </ul> <p> User Authentication</p> <p> Search</p> <ul style="list-style-type: none"> <li>• <i>Configure Content Search - Managed Storage</i></li> <li>• <i>Configure Content Search - Network Storage</i></li> </ul> <p> Set up Document Preview</p> <p> Enable new account creation requests</p>	<p><b>Advanced Configuration</b></p> <p> Set Folder Level Permissions</p> <p> Set up Workflows - IFTTT</p> <p> Generate Reports</p> <p> File Content Heuristic Engine</p> <p> Online WebEdit</p>	<p><b>Deployment</b></p> <p> FileCloud Best Practices</p> <p> FileCloud and Security</p> <p> FileCloud Sizing Guide</p>
<p><b>Other Features</b></p> <p> FileCloud ServerLink</p> <p> FileCloud Backup Server Operations</p>	<p><b>Service Provider Specific</b></p> <p> FileCloud Multi-Tenancy</p> <p> FileCloud White Label Guide</p>	<p><b>Troubleshoot</b></p> <p> Server Issues</p> <p> Server Audit Logs</p> <p> Client - FileCloud Sync</p> <p> Client - FileCloud Drive</p>	<p><b>Development</b></p> <p> FileCloud API - Getting Started Guide</p> <p> FileCloud Integration with Zapier</p>

## FileCloud User Guide

## User Capabilities



Log Into User Account



Upload Items



Download Items



Display Activity Stream



Add File and Folder Comments



Manage File Change Notifications



Set Folder Level Permissions



Share With FileCloud

- *Create a Public share*
- *Create a Private share with other FileCloud Users*
- *Create Password protected public share*
- *Create a Private share with new Users*

## FileCloud Clients



FileCloud Sync



FileCloud Drive



FileCloud Add-In for Microsoft Outlook



Integrate With MS Office



Set up FileCloud Mobile Access

- *FileCloud on iOS*
- *FileCloud on Android*
- *FileCloud on Windows*



FileCloud Chrome Browser Extension



FileCloud for Gmail Browser Extension

## Introduction

### FileCloud Getting Started Guide

- Requirements
- Getting Started
- Installation
  - FileCloud Installation
    - Installation on Windows
      - Install Webserver as Service for Windows
      - Install MongoDB as service in Windows
      - FileCloud Watchdog Service
    - Ubuntu Package Installation
    - FileCloud RPM Package Installation
  - FileCloud Virtual Machine Installation
    - VirtualBox
    - VMware ESXi
    - VMware Player
  - FileCloud on Amazon Web Services AWS
  - FileCloud on Amazon GovCloud AWS
  - FileCloud on Microsoft Azure
  - FileCloud Integration with Azure File Storage
  - FileCloud Docker Installation
- Post Installation
  - Basic Checks
  - Extended Check
  - Install FileCloud License
    - Installing FileCloud License On Multiple Sites
  - Configure Managed Storage Path
  - Enable MongoDB Authentication
- Installation Troubleshooting
  - FileCloud not starting on Windows
  - Mod Rewrite Setup Check Fails

- SSL Configuration
  - Create New SSL Certificate for FileCloud on Windows
  - Create New SSL certificate for FileCloud on Linux
  - Converting Existing PFX SSL Certificate to PEM SSL Certificate
  - Install SSL certificate for FileCloud on Windows
  - Install SSL certificate for FileCloud on Linux
  - Enabling HTTPS for FileCloud
- FileCloud Online - Quick Start Guide
- FileCloud Server vs FileCloud Online

## FileCloud Administration Guide

- FileCloud Site Setup
  - Administrator Settings
    - Logging In
    - Changing Admin Password
    - Resetting Admin Password
    - Changing built in admin login name
  - Basic Server Settings
  - Storage Settings
    - FileCloud Managed Storage
      - Setting up FileCloud Managed Disk Storage
      - Setting up Managed Disk Storage Encryption
        - Storage Encryption Technical Details
        - Enabling Storage Encryption
        - Disabling Storage Encryption
        - Activating Password Protected Storage Encryption
        - Activating Encrypted Protected Storage From Command Line
      - Setting up FileCloud Managed OpenStack Storage
      - Setting up FileCloud Managed S3 Storage
      - Setting up Amazon S3 Encryption
      - How to disable Managed Storage (MyFiles section)
      - IAM User Policy for S3 Access
    - FileCloud Network Folders
      - LAN Based Network Folders
        - Managing Network Folders
        - Smart Mounted Network Folders
        - Network Folders with NTFS permissions
          - Guide to FileCloud Network folders with NTFS Permissions
        - Indexing of Network Folders
        - Searching in Network Folders
        - Realtime syncing for Network Folders
        - Web Server Permissions for Network Shares
      - Amazon S3 Bucket Based Network Folders
      - Network Folder Limitations
  - User Access Settings
    - FileCloud User
    - FileCloud User Authentication
      - FileCloud Default Authentication
      - Active Directory Authentication
        - Connecting to AD via SSL
        - Authenticating to Multiple AD servers
        - Mixed AD Domain Environments
      - Single Sign On - SSO
        - SAML Single Sign On Support
          - Integrate Azure AD with FileCloud
          - Integrate Centrify with FileCloud
          - Integrate OKTA with FileCloud
        - ADFS Single Sign On Support
        - NTLM Single Sign On Support
        - Desktop Apps SSO Login support - Code Based Authentication
      - LDAP Based Authentication
    - Enable new account creation requests
      - Account Approval
    - Preload data for new accounts
    - User Session Expiration
  - Group Settings
  - Share Settings
    - Set Global Expiration for Public Shares
    - Restrict the type of sharing
    - User Account Searchability

- Email Settings
  - Configuring System Generated Emails
- Miscellaneous Settings
  - Setting up Document Preview
    - Document Preview for Windows
    - Document Preview for Ubuntu Linux
    - Document Preview for CentOS Linux
    - FileCloud Document Converter
      - FileCloud Document Converter Windows Instructions
        - Running FileCloud Document Converter as a service in Windows
      - FileCloud Document Converter Ubuntu Instructions
        - Running FileCloud Document Converter As Service In Ubuntu
      - FileCloud Document Converter CentOS Instructions
        - Running FileCloud Document Converter As Service In CentOS
  - Setting up Content Search for Documents
    - Content Search Installation for Windows
    - Content Search Installation for Linux
      - Running Solr as a service in Ubuntu and Debian
    - Content Search Configuration - Managed Storage
    - Configure Content Search - Network Storage
    - SOLR config tips
  - Manage File Change Notifications
  - Enable WebDAV
  - Set Language
  - Enabling Natural Sort Order Of File List
  - Restricting File Extensions
  - Enabling Directory Scraping
  - Folder Level Permissions
  - Enable Antivirus Scanning
  - Setting up Cron Job or Scheduled Task
  - Enabling Document Thumbs
  - FileCloud Helper Service
  - Other Settings
  - Enabling PDF Merge
  - Optimize PDF files for online view
  - Import Files : Pre-seeding
- Multi-Tenancy Settings
- Backup Settings
- Client Security Settings
  - Two Factor Authentication
  - Setting Client Application Policies
- Branding
  - General Customization
  - Login Background Image
  - Labels and Logos
  - UI Messages
  - Email Templates
  - News Feed
  - Terms of Service
  - Customize Product URLs
  - Custom CSS
- Online Web Editing
  - Web Editing With Office Online Server
    - Installing Office Online Server on Windows 2012 R2 Server
    - Configuring FileCloud To Use Office Online Server For Web Edit
  - Web Editing With Collabora Code
    - Installing Collabora CODE On Ubuntu 16.04
    - Installing Collabora CODE On CentOS 7.2 - Deprecated
    - Configuring FileCloud To Use Collabora CODE For Web Edit
- Team Folders
  - Promoting Existing User Account to Team Folders
- FileCloud Site Maintenance
  - Upgrade FileCloud
    - Upgrade using Admin Portal
    - Upgrade using Update Tool (Windows Only)
    - Manual FileCloud Upgrade
      - Updating - Linux
      - Updating - Windows
  - Managing Users
    - Create new FileCloud user
    - Import a FileCloud user from AD or LDAP Service
    - Bulk creation of FileCloud users from CSV File

- Bulk import of FileCloud Users from AD Server
- Listing FileCloud Users
- Viewing User Properties
- Disabling FileCloud User
- Deleting a FileCloud User
  - Deleting FileCloud User From Command Line
  - Deleting a FileCloud User From Admin UI
- Reset User Password
- Password Settings
- Managing Groups
- Managing User Folders and Files
- Managing User Shares
- Managing Disk space Usage
- Managing User Locks
- Managing Client Devices
- Managing Multiple Admin Users
- Audit Logs
  - View and Export Audit Logs
  - Trimming Audit Logs
  - Compacting Audit Database
  - Filtering out Operations in Audit Logs
- Backing up FileCloud Data
  - FileCloud Backup and Restore - Linux Tool
  - FileCloud Backup and Restore - Linux Manual
  - FileCloud Backup and Restore - Windows Manual
  - Migrate FileCloud from One OS to Another OS
- Monitoring FileCloud
- Workflows - IFTTT
  - Workflow Recipes for FileCloud
- FileCloud Alerts
- File Content Heuristic Engine
- Reports
  - Custom Reports
  - Dashboard Reports
- Manage Folder Level Permissions
- FileCloud Server Backup
  - FileCloud Backup Server Features
  - FileCloud Backup Server Installation
  - FileCloud Backup Server Configuration
  - FileCloud Backup Server Operations
    - Backup Server - Backup
    - Backup Server - Restore
    - Backup Server - Export
    - Backup Server - Download
    - Backup Server - Cron Command
  - FileCloud Backup Server Troubleshooting
- FileCloud Troubleshooting
  - Known Issues
  - Report problems in FileCloud
    - FileCloud Debug Log File Locations
  - Repair Database Entries
  - TCP Port Exhaustion
  - Unicode String Normalization
  - Run FileCloud In Maintenance Mode
- FileCloud Best Practices
  - Setting up a Folder Structure for your organization
  - Security
    - Changing default config and log directory for FileCloud
    - Enforcing TLS1.2 and Strong ciphers
  - Deployment
  - Performance
  - Restricting Access To Admin UI Based On IP Addresses
  - Restricting Access To User UI Based On IP Addresses
- FileCloud Sizing Guide
- FileCloud ServerLink
  - Installation and Configuration

## FileCloud User Guide

- Introduction to FileCloud
- Accessing FileCloud

- Web Browser Access
  - Creating New User Account
  - Logging Into User Account
  - User Account Settings
  - The User Dashboard
  - User Alerts
  - Basic Folder Operations
    - Browsing Folders
    - Create Folder
    - Locating items in a folder
    - Sorting items in a folder
    - Selecting items in a folder
    - Copy Items
    - Move Items
    - Rename Item
    - Download Items
    - Uploading Items
    - Delete Items
    - Recover Deleted Items
    - Search
    - File and Folder Comments
  - Advanced Folder Operations
    - Add to Favorites
    - View Photo Gallery
    - Playing Audio
      - Player Controls
      - Playlist
    - View Previous Versions Of Files
    - Activity Stream
    - File Locking
    - Recovering Space
      - Empty Recycle Bin
      - Remove All Old File Versions
      - Clear Incomplete Files
    - Set Folder Level Permissions
- FileCloud Mobile Access
  - iPhone and iPad
    - Automatic file sync in FileCloud iOS app
    - Automatic Photo and Video Backup using FileCloud iOS app
    - Creating a Public, Private and Password Protected Share of File/Folder using FileCloud iOS App
    - Frequently Asked Questions (FAQ)
  - Android
    - Creating a Public, Private and Password Protected Share of File/Folder using FileCloud Android App
  - Windows
- FileCloud Sync, Backup and Offline Network Folders
  - Sync Files
    - Using FileCloud Sync App
    - Selective Folder Sync
    - Sync Settings
    - Sync Icon Overlays and Extensions
    - Managing Sync Conflicts
    - Sync for Netgear ReadyNAS
    - Run Sync App as a Service
  - File Browser
  - Network Folder Offline Access
  - Backup Files
    - Setting up Backup
    - Viewing and Restoring Backups
  - Sync Advanced Options
  - Advanced Offline Sync mode
  - Installer Options
  - Sync Troubleshooting Guide
    - Files that don't sync
    - Change Sync Folder Location
    - Changing FileCloud Sync Cache Folder
    - FileCloud Sync icon overlays not appearing
    - Sync Logs
  - How to install FileCloud Sync?
- FileCloud Drive
  - What is FileCloud Drive?
  - How to install FileCloud Drive?
  - Map FileCloud Account in Cloud Drive

- Working with FileCloud Drive
- Selecting Drive Letter to Mount FileCloud volume
- How to Increase file size limits for Drive
- Proxy server for FileCloud Drive
- Changing default cache path for FileCloud Drive
- Automatic Locking in FileCloud Drive
- FileCloud Drive Menu Options
- Terminal Server Support
- Config options
- FileCloudDrive 2FA
- Upload Files Larger than the storage quota - FileCloud Drive
- FileCloud Drive - Troubleshooting Guide
- FileCloud MacDrive
  - FileCloud MacDrive Menu Options
  - How to Increase file size limits for FileCloud MacDrive?
  - How to install FileCloud MacDrive
  - Proxy Server for FileCloud MacDrive
  - Work with FileCloud MacDrive
- FileCloud WebDAV Access
- FileCloud Add-In for Microsoft Outlook
- Save to FileCloud Chrome Browser Extension
- FileCloud for Gmail Browser Extension
- Comparison of FileCloud Client Apps
- Sharing With FileCloud
  - Sharing Files Publicly
    - Creating a Public share
    - Public Share Options
    - Restrict Download Options
    - Embedded File Upload Website Form
    - Set Share Preview For Public Folder Shares
    - Upload Size Limit Option
  - Sharing Files Publicly with Password
  - Sharing Files Privately with other FileCloud Users
    - Sharing Files Privately with existing Users
    - Sharing Files Privately with new Users
    - Private Share Permission Options
    - Invite new users while sharing
  - Viewing Shares
    - Sharing Single Document File
    - Sharing Single Video File
  - Managing Shares
    - Viewing Existing Shares
    - Managing Shared Files and Folders
    - Viewing Expired Shares
    - File Change Notifications
    - Leaving a Share
  - Deleting a share
  - Share Analytics
- Integration With Office
  - FileCloud Integration with Microsoft Office
  - FileCloud Office AddIn
  - FileCloud- Microsoft Office Mobile Apps (Word, Excel, PowerPoint) Integration
  - FileCloud Quick Edit
- Miscellaneous
  - Automation App
  - FileCloud Limits
- FileCloud Integration with Zapier

## FileCloud White Label Guide

- FileCloud Android App White Label Instructions
- FileCloud Drive White Label Instructions
- FileCloud iOS App White Label Instructions
- FileCloud Sync White Label Instructions

## FileCloud Developer Guide

- FileCloud API - Getting Started Guide
- PHP Sample for FileCloud API
- API Changes
  - API Change History



- CSRF Token API changes

## Appendix

- Installation Related
  - Manual FileCloud Installation
    - Installation on Fedora, CentOS or RedHat manually
    - FileCloud Manual Installation on Debian or Ubuntu
  - How to Mount CIFS Shares from Windows Command Line
  - How to properly mount a CIFS share on Linux for FileCloud
  - How To properly mount a NFS share on Linux for FileCloud
  - Switching from default mongod to mongod-10gen
  - Mass Deployment - Default Configuration Support
- Configuration Related
  - Bandwidth Throttling
  - Configuring Gmail as smtp server
  - NGINX Reverse Proxy Configuration
- Manage FileCloud Data
  - Export Files
  - Export Storage Usage Report
  - Reset FileCloud
- FileCloud High Availability
  - Enable MongoDB Cluster Authentication
  - HaProxy Setup in Ubuntu
- Security Related
  - Advisory: Bind MongoDB to 127.0.0.1 Only
  - Advisory: Disabling SSLv3 for POODLE
  - Advisory: Preventing CSRF attacks against FileCloud
  - Advisory: Protecting against Slowloris
- Release Related
  - Upgrade notes for FileCloud 12.0
  - Upgrade notes for FileCloud 15.0
    - Manual Steps to upgrade to FileCloud 15.0 in Ubuntu 14.04
- SPLA & Monthly User Count Reporting
- Miscellaneous
  - Documentation Test
  - Identifying FileCloud Specific Path
  - Products Links
    - Setting Up Network Folders
  - Registering and Setup of FileCloud Server
  - Translations
- Archived
  - Content Search Installation
    - Running Solr as a service in Windows
  - LibreOffice
    - LibreOffice Windows Instructions
    - LibreOffice Ubuntu Instructions
    - LibreOffice CentOS Instructions
  - OpenOffice
    - Installing OpenOffice
      - Ubuntu/Debian Instructions
        - Running Openoffice as a service in Ubuntu and Debian
      - CentOS Instructions
      - OpenOffice Windows Instructions
        - Running Openoffice as a service in Windows
    - Configuring FileCloud With OpenOffice

## Index

## How-to articles