

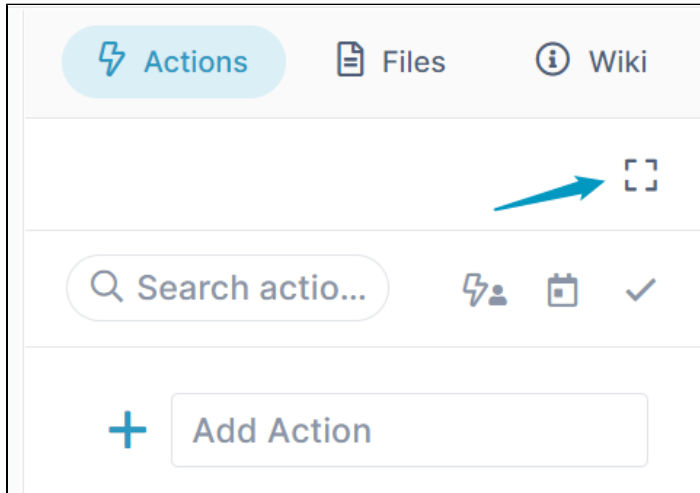
Actions in the Kanban Board

Opening the Kanban board

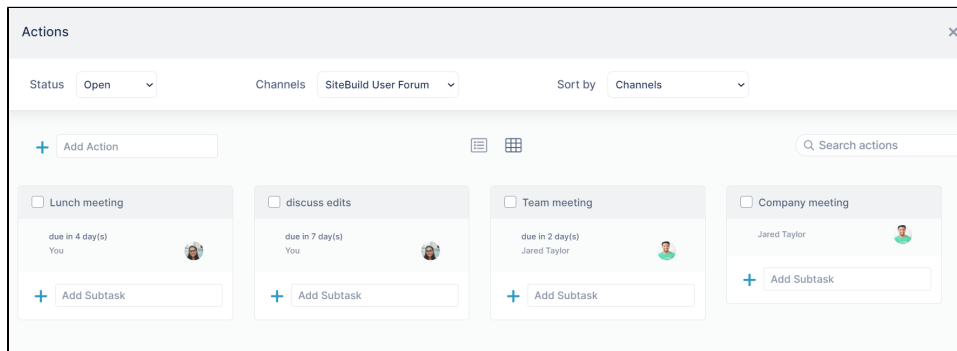
You can view all actions within a channel or across channels in Kanban board view.

To open the Kanban board:

1. In the right panel, click the **Action** tab.
2. Click the Fullscreen icon.

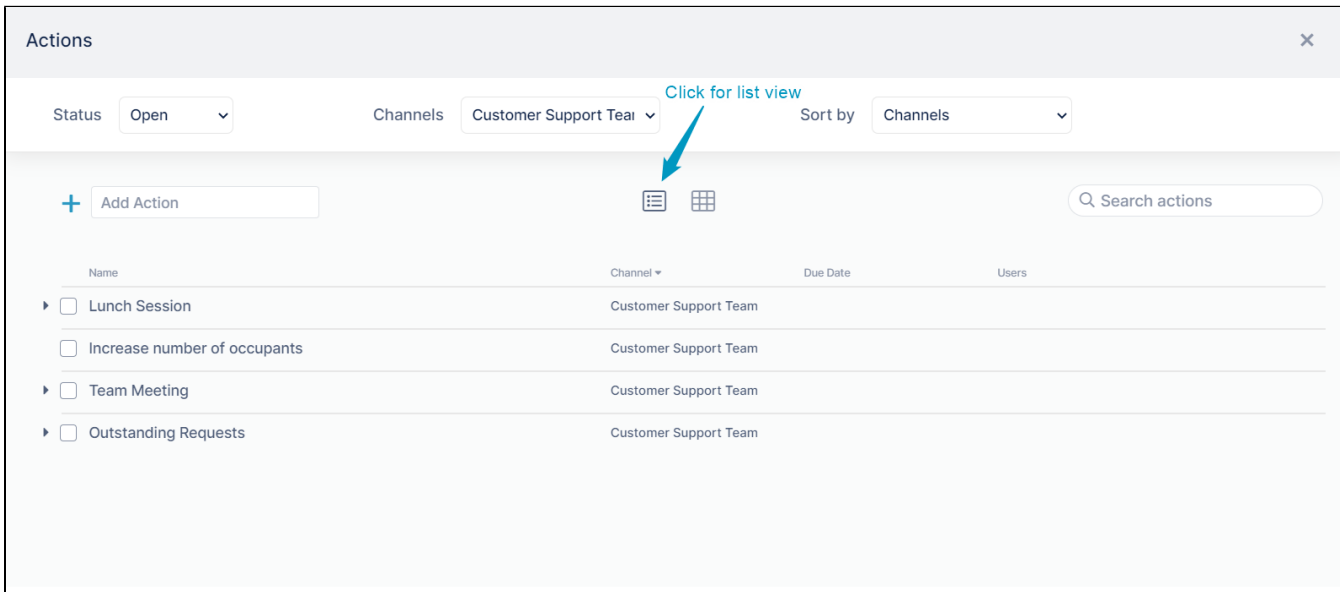
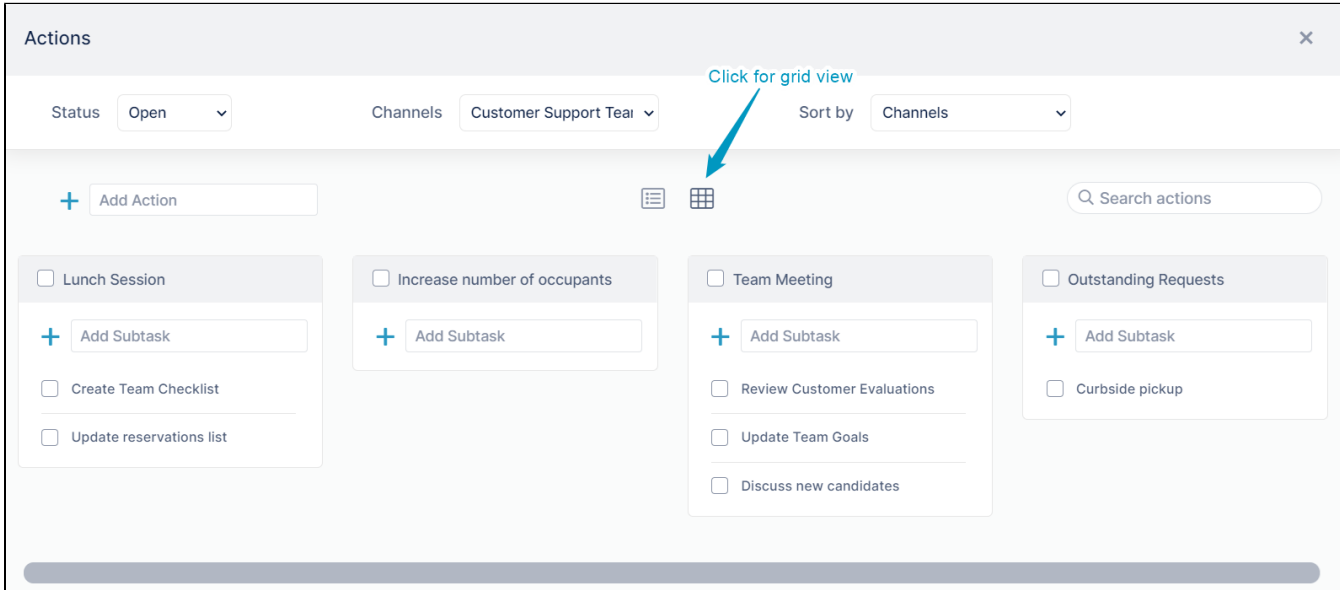


Kanban view opens.

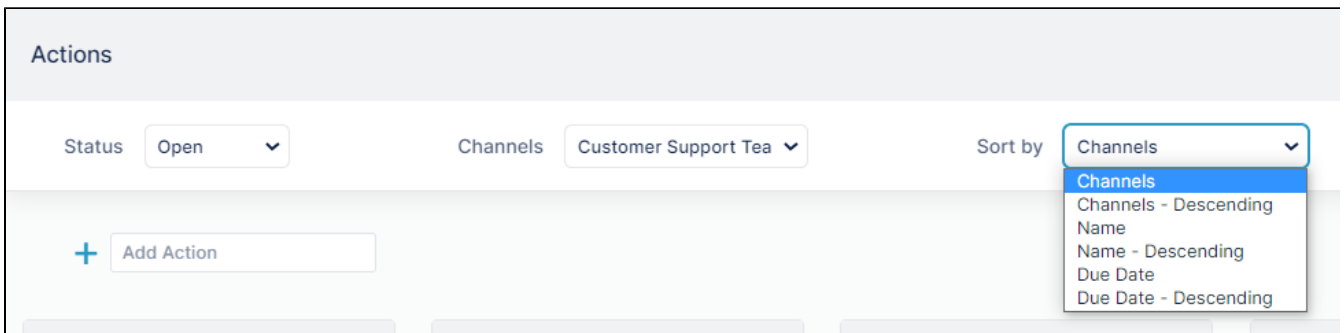


toggling between grid and list views

To toggle between grid and list views, click the list view and grid view icons above the channels.



Viewing and sorting in the Kanban board



The three drop-down lists at the top of the Kanban board enable you to view and sort actions in multiple ways:

Status	Options: <ul style="list-style-type: none"> • All Actions - Display all actions in the channel selected in Channels. • Completed - Display completed actions in the channel selected in Channels. • Open - Display open (incomplete) actions in the channel selected in Channels.
Channels	Options: <ul style="list-style-type: none"> • Current channel • Any channel you have access to • All channels you have access to
Sort by	Options: <ul style="list-style-type: none"> • Channels - Sorts tasks by channel in ascending alphabetical order. • Channels (Descending) - Sorts tasks by channel in descending alphabetical order. • Name - Sorts task by name in ascending order. • Name (Descending) - Sorts task by name in descending order. • Due Date - Sorts task by due date in ascending order. • Due Date (Descending) - Sorts task by due date in descending order.

Searching in the Kanban board

To search for an action in the Kanban board, enter the search term in the search box. AirSend will only search through actions displayed by the current settings in the drop-down lists, and return matching actions with the search term highlighted.

The screenshot shows the 'Actions' panel with the following settings: Status: Open, Channels: SiteBuild User Forum, Sort by: Name. A search box on the right contains the text 'meeting'. Below the filters, three action cards are displayed in list view:

- Company meeting**: Due in 4 day(s), assigned to Jared Taylor. The word 'meeting' is highlighted in yellow.
- Lunch meeting**: Due in 4 day(s), assigned to You. The word 'meeting' is highlighted in yellow.
- Team meeting**: Due in 2 day(s), assigned to Jared Taylor. The word 'meeting' is highlighted in yellow.

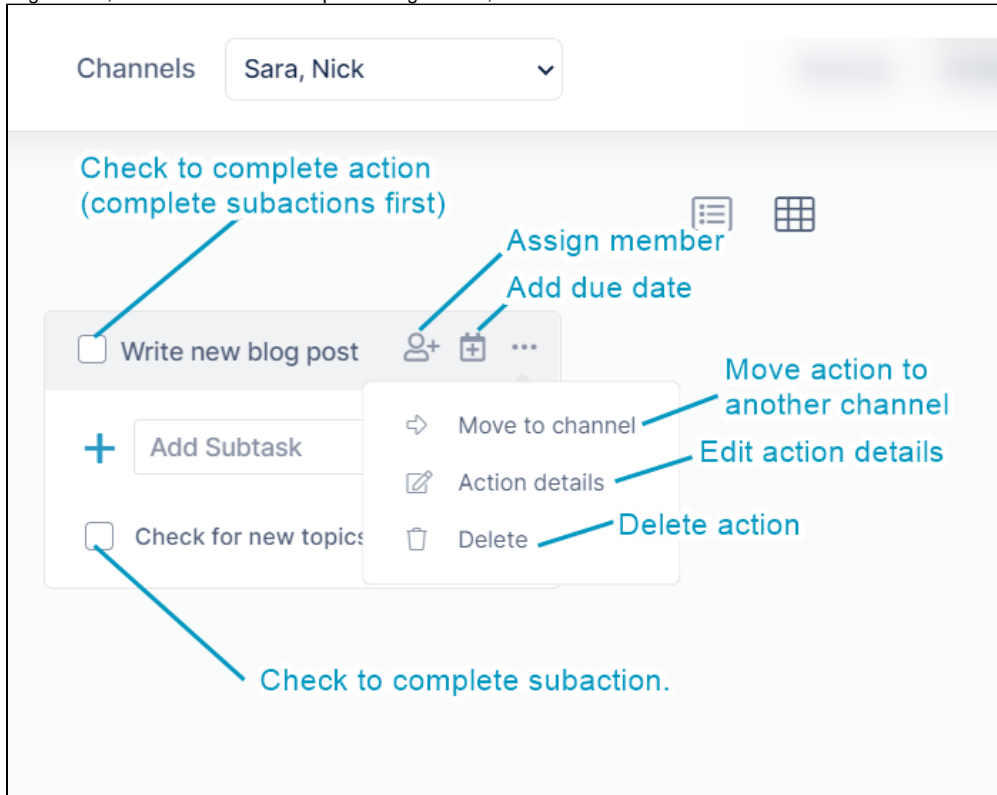
Each card includes an 'Add Subtask' button. A blue arrow points from the search box to the highlighted text in the first card.

Add actions and subactions in list view or grid view the same way you add them in the Actions tab in the right panel. See [Processing actions in a channel](#).

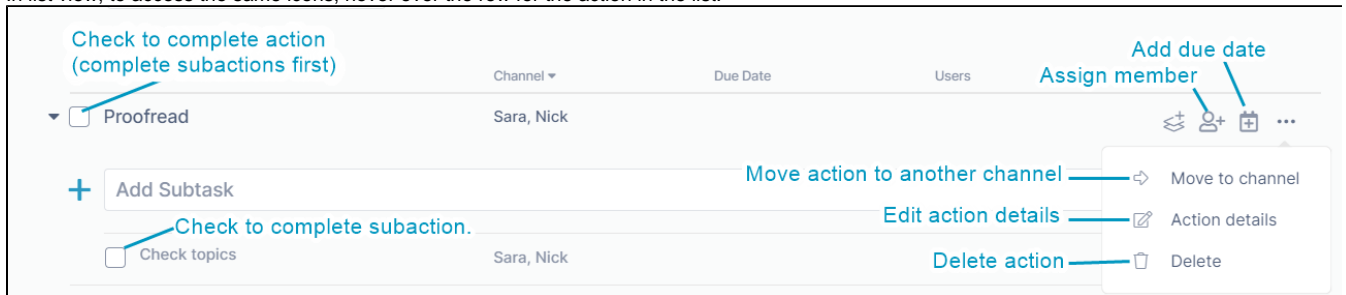
Processing actions in the Kanban board

Most actions in the Kanban board are processed the same way that actions are processed in the Action panel.

In grid view, to access the icons for performing actions, hover over the action card.



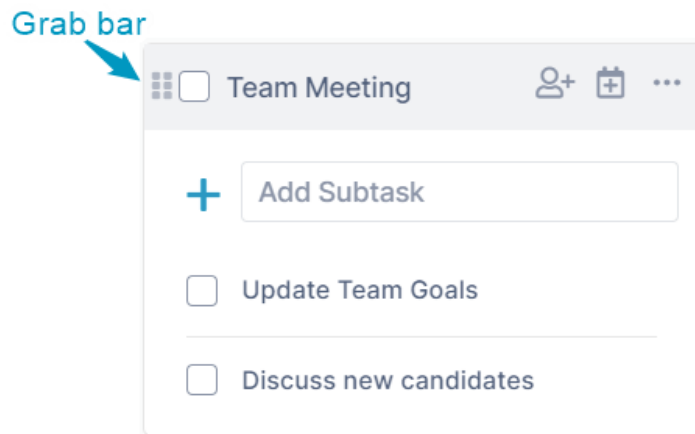
In list view, to access the same icons, hover over the row for the action in the list:



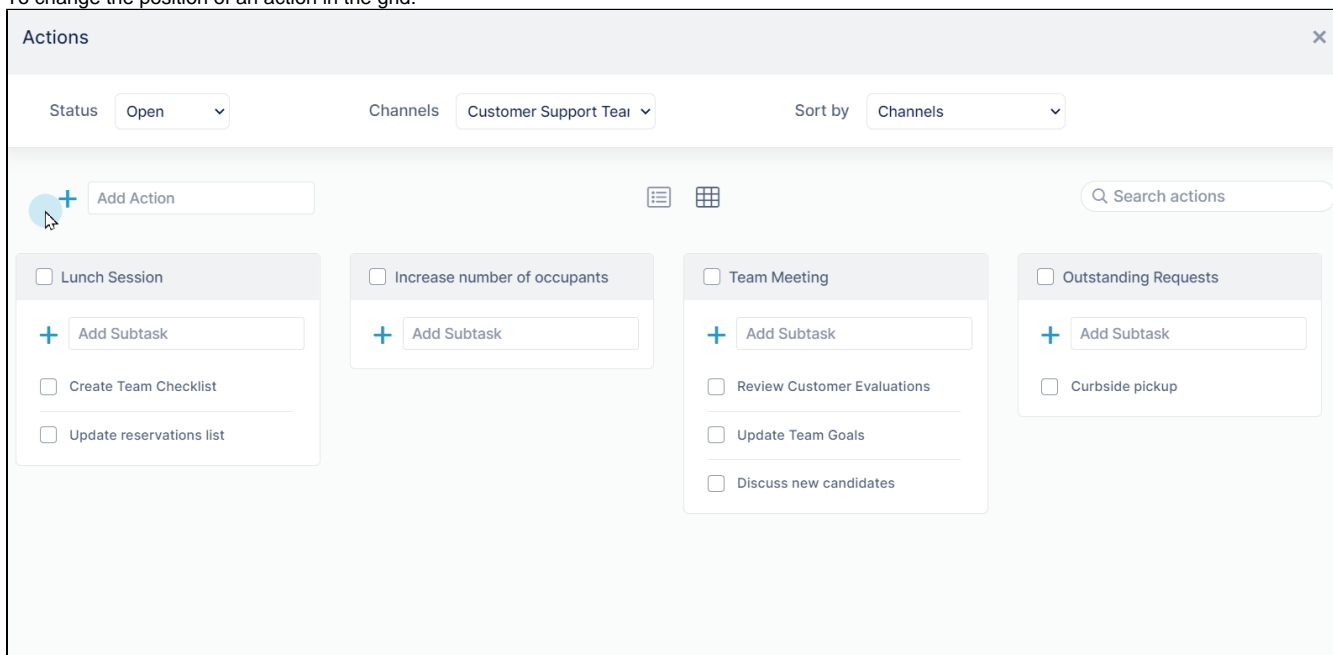
- To assign a member or add a due date to an action, see the video on the page [Actions in AirSend](#).
- To move an action to another channel, edit action details, complete an action, or delete an action, see [Processing actions in a channel](#).

Rearranging actions and subactions in the Kanban board

To rearrange an action or a subaction in the Kanban board's grid view, click its grab bar and drag it to the new location.



To change the position of an action in the grid:



To move an action and make it a subaction

Actions ✕

Status Open Channels Customer Support Team Sort by Channels

Add Action Search actions

Review Customer Evaluations

+ Add Subtask

Team Meeting

+ Add Subtask

- Update Team Goals
- Discuss new candidates

Outstanding Requests

+ Add Subtask

- Curbside pickup

Lunch Session

+ Add Subtask

- Update reservations list

To move a subaction and make it an action

Actions ✕

Status Open Channels Customer Support Team Sort by Channels

+ Add Action Search actions

Review Customer Evaluations

+ Add Subtask

Team Meeting

+ Add Subtask

- Update Team Goals
- Discuss new candidates

Outstanding Requests

+ Add Subtask

- Change shipping vendor
- Curbside pickup

Lunch Session

+ Add Subtask

- Update reservations list

Actions