





## 20.1 Synchronizing Files



You can use FileCloud Sync to keep a folder on any computer that is synchronized with your FileCloud server.

- You can access files in Sync like you do on a Windows PC in Windows Explorer or Mac OSX Finder.
- You can configure Network Folders to be automatically synchronized to your client.
- You can back up Sync files for safekeeping

### What do you want to do?

 Learn about Sync Options	<a href="#">→ 20.1 Sync Settings</a> <a href="#">→ 20.1 Sync Icon Overlays and Extensions</a>
 Working with Sync	<a href="#">→ Use the FileCloud Sync App</a> <a href="#">→ 20.1 Selective Folder Sync</a>
 Configuring Sync	<a href="#">→ 20.1 Sync for Netgear ReadyNAS</a> <a href="#">→ 20.1 Run Sync App as a Service</a>
 Troubleshooting	<a href="#">→ Manage Sync Conflicts</a>