




20.1 Managing Shared Files and Folders



After you create a new share, you can update who it is shared with and what permissions they have when they access the files and folders.

What do you want to do?

 Edit Share Settings	→ 20.1 Edit Share Permissions → 20.1 Edit Share URL
 Update Shares and Members	→ View/Copy Share Link → 20.1 Email a Share Link
 Remove a Share	→ 20.1 Remove a Share