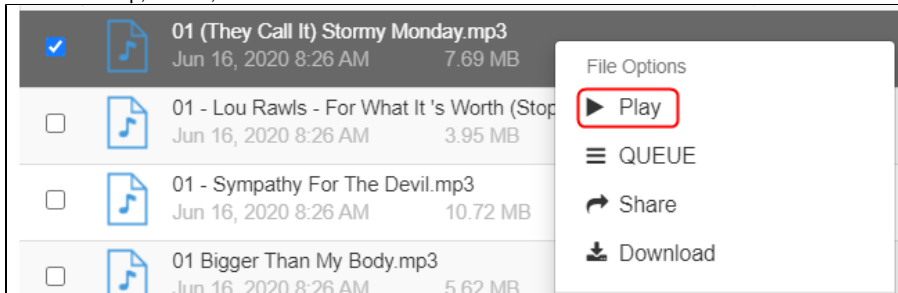


20.1 Player Controls

- [Playing an audio file](#)
- [Playing multiple files \(adding a queue\)](#)
- [Creating a playlist](#)
- [Player controls](#)

Playing an audio file

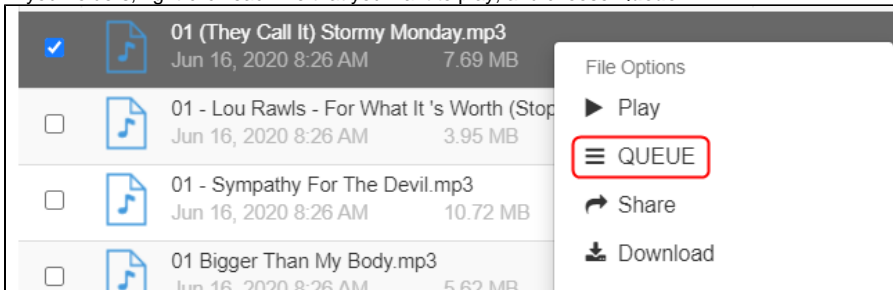
When you right-click an audio file in one of your folders, the Player screen opens, and the audio automatically begins playing. You can use the player controls to stop, rewind, and so on.



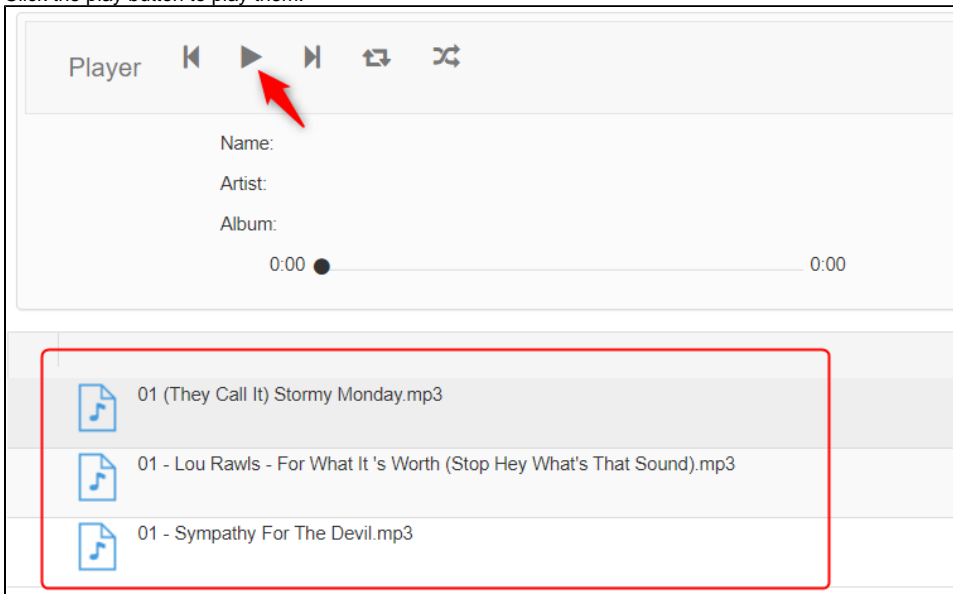
Playing multiple files (adding a queue)

To play multiple audio files in your folders:

1. In your folders, right-click each file that you want to play, and choose **Queue**.

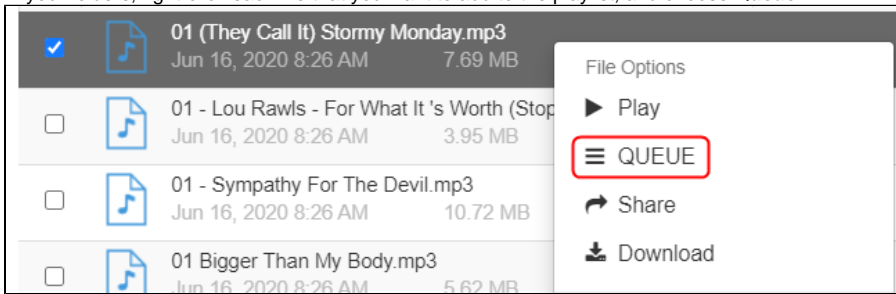


2. In the navigation pane, click **Player**.
The Player opens and your files are listed.
3. Click the play button to play them.

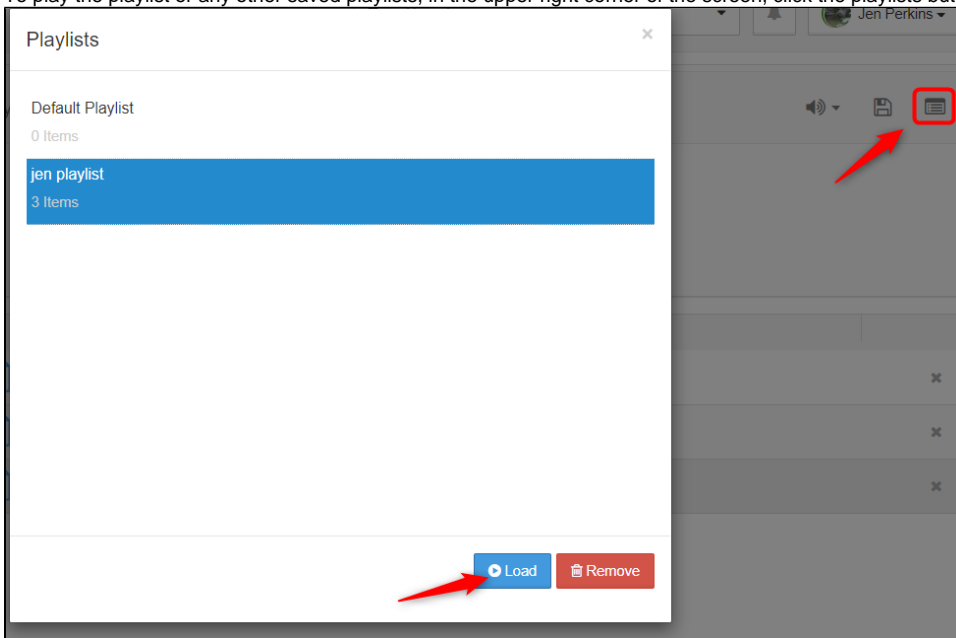


Creating a playlist

1. In your folders, right-click each file that you want to add to the playlist, and choose **Queue**.



2. In the navigation pane, click **Player**.
The Player opens and your files are listed.
3. To save the queue as a playlist, click the save button in the upper-right corner of the screen.
PI
4. Enter a name for the playlist and save it.
5. To play the playlist or any other saved playlists, in the upper right corner of the screen, click the playlists button, choose a playlist, and click **Load**.



Player controls

The player has all the standard controls as any other media player. The player functions are as follows:

- Play
- Pause
- Forward
- Rewind
- Random Shuffling
- Sequential Shuffling

BROWSE

Files

SHARING

Shared Files

SHORTCUTS

Recent

Favorites

SEARCH

Search

MEDIA

Player

MISC

Settings

Upload Queue

Install mobile apps to
access FileCloud

Powered by FileCloud

Player



Blue_Dot_Sessions_-_05_-_Veins_of_Silver.mp3

0:00

0:00



Blue_Dot_Sessions_-_05_-_Veins_of_Silver.mp3

